



Royal LePage Real Estate Services Ltd., Brokerage

You're In Good Company

# February 2016 Market Stats

Statistics provided by the Toronto Real Estate Board

## MLS Sales Activity

	UNITS	AVERAGE PRICE
<b>FEBRUARY 2016</b>	<b>7,621</b>	<b>\$685,278</b>
<b>FEBRUARY 2015</b>	<b>6,294</b>	<b>\$596,320</b>

## Sales & Average Price By Major Home Type



Detached	Sales	Average Price
<b>416</b>	855	\$1,211,459
<b>905</b>	2,772	\$816,705



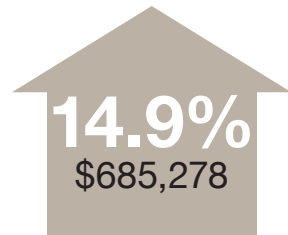
Semi-Detached	Sales	Average Price
<b>416</b>	239	\$848,835
<b>905</b>	486	\$534,476



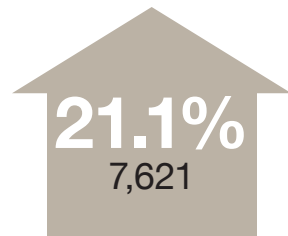
Townhouse	Sales	Average Price
<b>416</b>	253	\$578,667
<b>905</b>	849	\$493,092



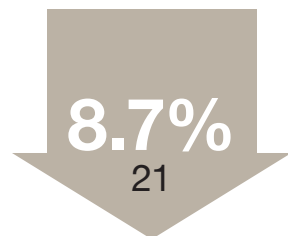
Condo Apartment	Sales	Average Price
<b>416</b>	1,439	\$453,579
<b>905</b>	607	\$327,086



Year-Over-Year  
Average  
Sale Price



Year-Over-Year  
Number  
of Sales



Year-Over-Year  
Average Days  
On Market



Royal LePage Real Estate Services Ltd., Brokerage

[www.rlpqta.ca](http://www.rlpqta.ca)

Facebook: [RoyalLePageRealEstateServicesLtd.Brokerage](https://www.facebook.com/RoyalLePageRealEstateServicesLtd.Brokerage)



[/company/royal-lepage-real-estate-services-ltd.-brokerage](https://www.linkedin.com/company/royal-lepage-real-estate-services-ltd.-brokerage)