



Royal LePage Real Estate Services Ltd., Brokerage

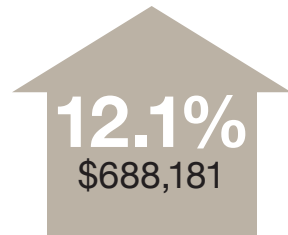
You're In Good Company

March 2016 Market Stats

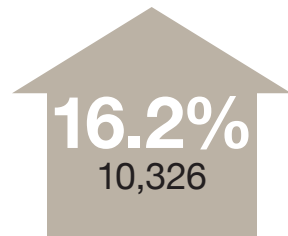
Statistics provided by the Toronto Real Estate Board

MLS Sales Activity

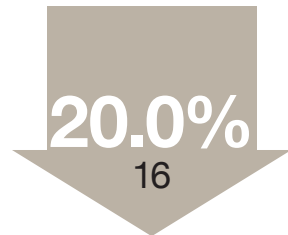
	UNITS	AVERAGE PRICE
MARCH 2016	10,326	\$688,181
MARCH 2015	8,887	\$613,815



Year-Over-Year
Average
Sale Price



Year-Over-Year
Number
of Sales



Year-Over-Year
Average Days
On Market

Sales & Average Price By Major Home Type



Detached

416

905

Sales

1,075

3,879

Average Price

\$1,174,358

\$837,217



Semi-Detached

416

905

Sales

319

667

Average Price

\$817,611

\$551,903



Townhouse

416

905

Sales

397

1,154

Average Price

\$623,534

\$498,296



Condo Apartment

416

905

Sales

1,808

833

Average Price

\$416,251

\$330,865



Royal LePage Real Estate Services Ltd., Brokerage

www.rlpqta.ca

Facebook: [RoyalLePageRealEstateServicesLtd.Brokerage](https://www.facebook.com/RoyalLePageRealEstateServicesLtd.Brokerage)



[/company/royal-lepage-real-estate-services-ltd.-brokerage](https://www.linkedin.com/company/royal-lepage-real-estate-services-ltd.-brokerage)